



Stair Parts



Cox Interior



Series 2006



Cox Interior, Inc. was founded in 1983 by Charles E. Cox. Mr. Cox, his wife and children began Cox Interior, Inc. with a dream to manufacture and create a market for poplar, oak and cherry interior wood products as alternatives to pine.

The family started the business by manufacturing poplar, oak and cherry interior mouldings. The immediate success of these finely crafted mouldings made it possible for Cox Interior, Inc. to expand and begin making and selling interior poplar doors. The next product niche for Cox Interior, Inc. was creating wood stair parts, then circular and free standing stair parts. Over the last few years handmade fireplace mantels have become another tradition of the Cox Interior, Inc. family of fine interior wood products. Our latest addition is a line of handsome, solid mahogany exterior doors.

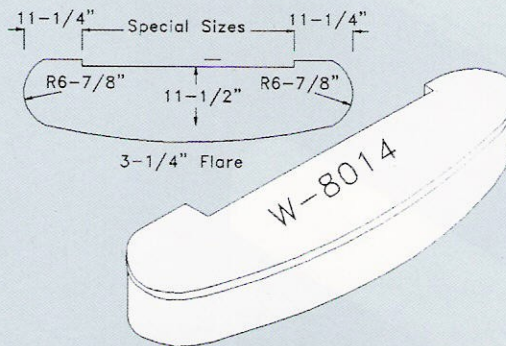
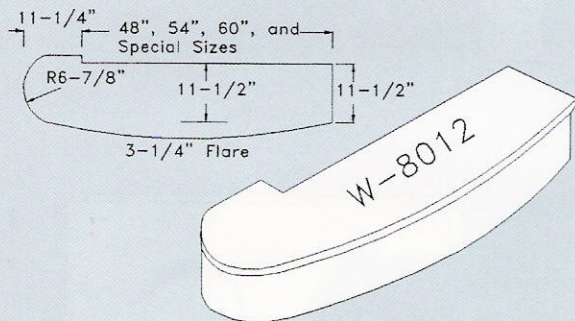
Quality materials, fine craftsmanship and outstanding customer service are a collective hallmark of Cox Interior, Inc. From the beginning to the end of your building project, you can count on the close, personal attention of your Cox Interior, Inc. representative to guide you through each step of the process.

Cox Interior, Inc. is located in Campbellsville, Kentucky on a seventy-acre site with 15 acres of manufacturing facilities under roof. We employ over 840 persons in our plant and have a sales force of approximately 65 individuals who work in a nine-state area.

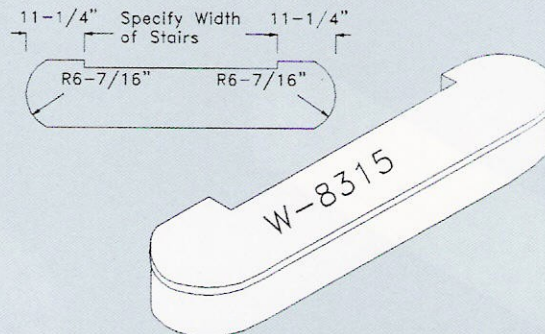
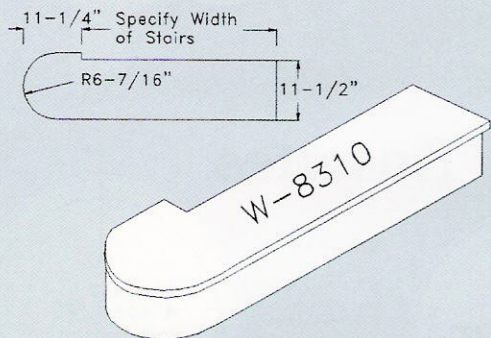
Starting Steps

For use with Volutes and Turnouts.

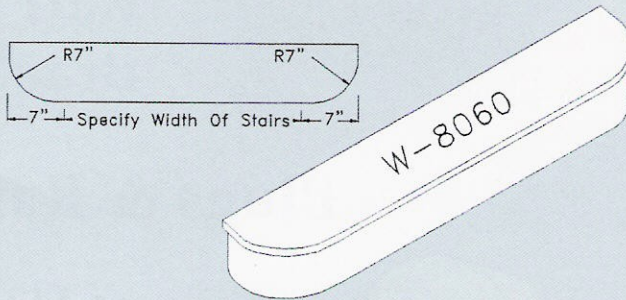
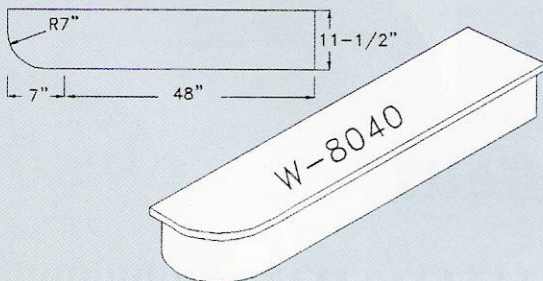
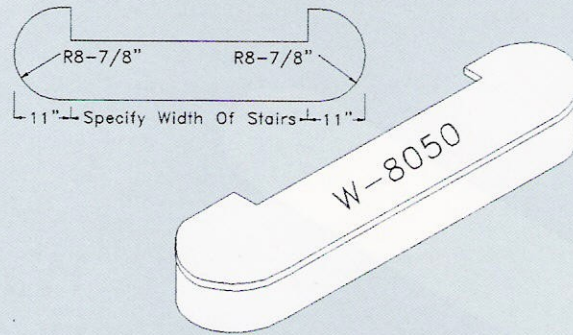
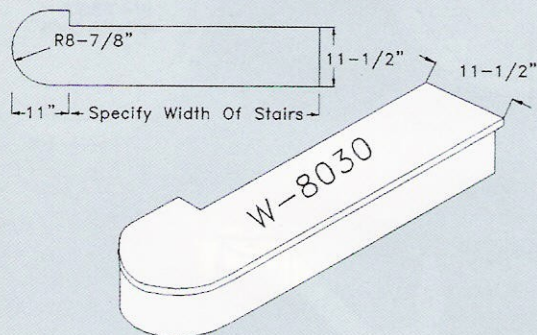
All necessary Cove and Shoe mouldings for Starting Steps are shipped. Job cut for shorter lengths. Longer lengths also available. Specifications: Treads $1\frac{1}{32}$ " x $16\frac{1}{4}$ ". Total Rise $8\frac{1}{32}$ ". Riser $3\frac{1}{4}$ " x 7". For use with W-6010N, W-6210, W-6018, W-6019 handrail with Volutes or Turnouts.



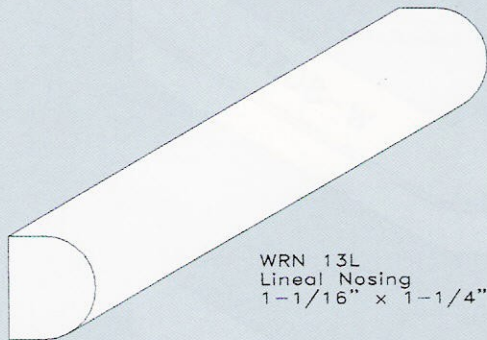
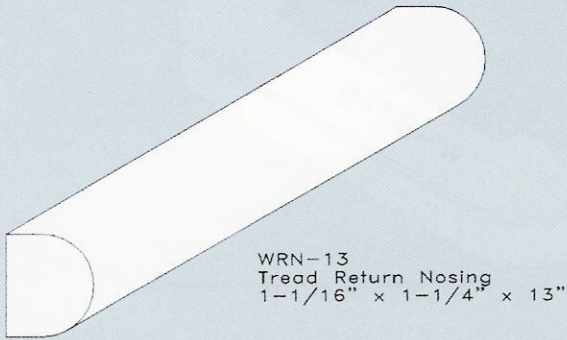
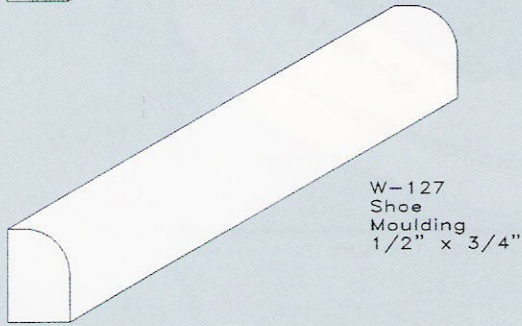
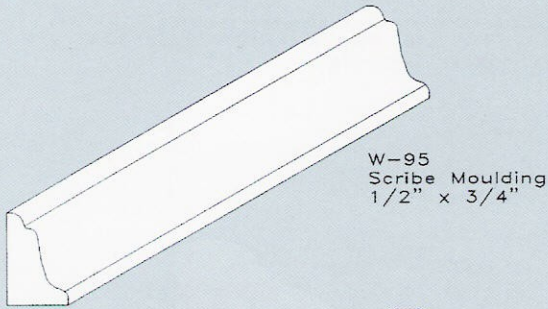
For use with W-6010N, W-6210, W-6018, W-6019 handrail with Volutes or Turnouts.



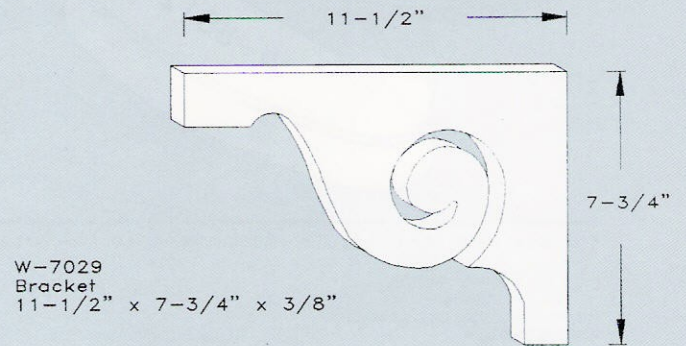
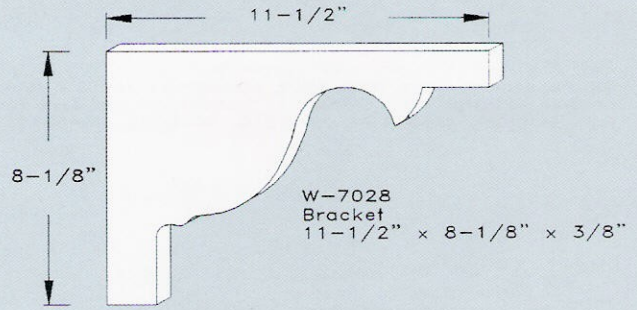
For use with Box Newels W-4075, W-4091, and W-4095.



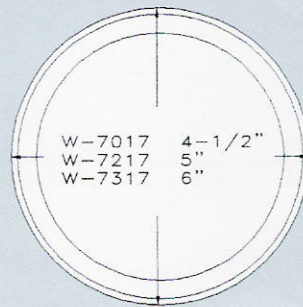
Moulding



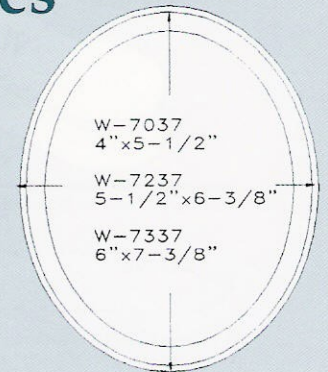
Brackets



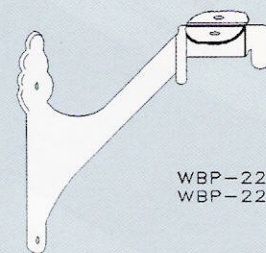
Rosettes



Rosettes
are
available
in any
dimension

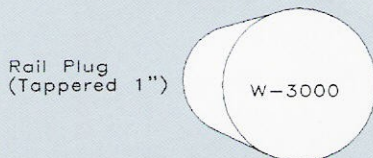


Wall Rail Brackets

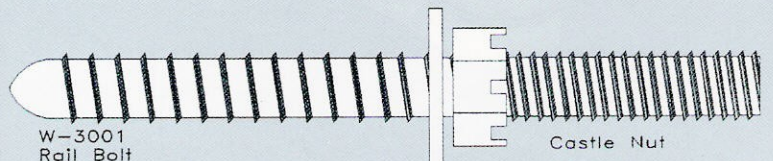


WBP-2266-3
WBP-2266-AE

Plugs & Rail Bolts

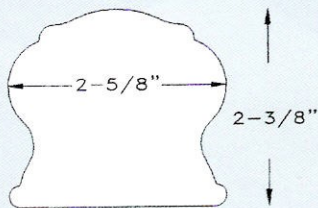
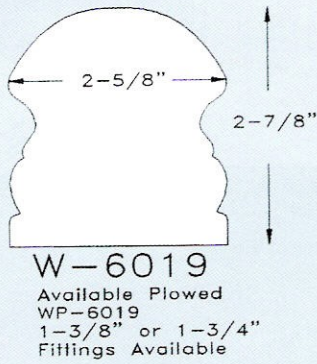
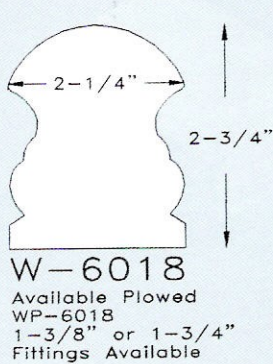
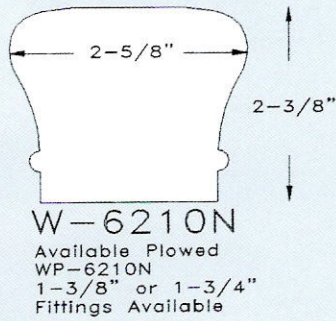
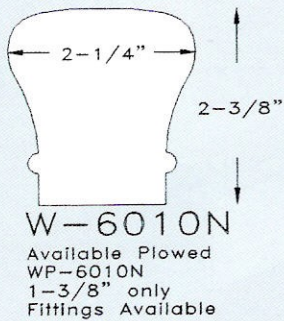


5/16"
x
3-1/2"

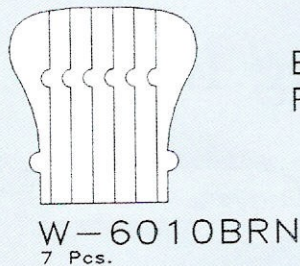
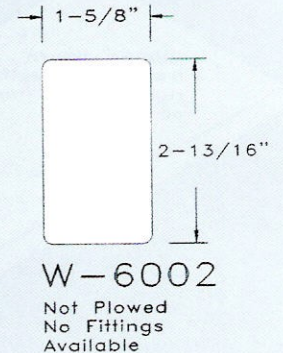
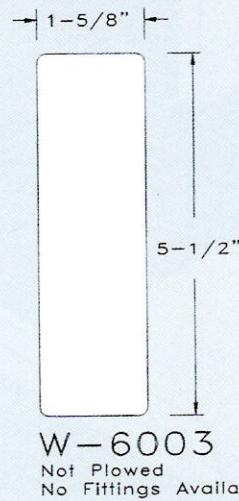
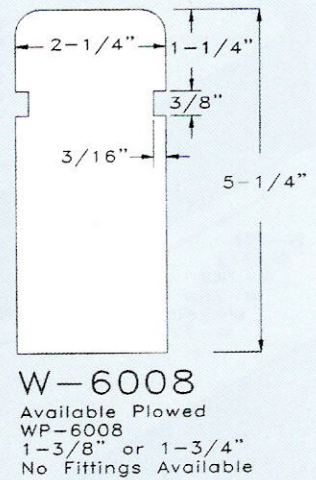


Rails

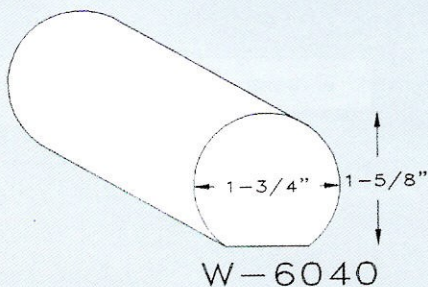
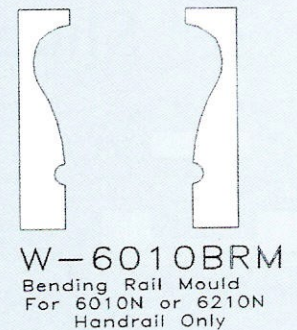
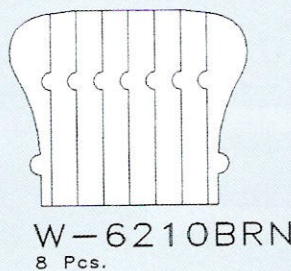
Traditional Rails



Contemporary Rails

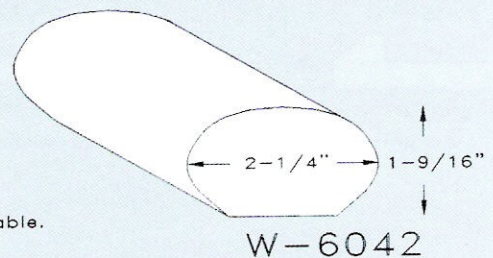


Bending Rails

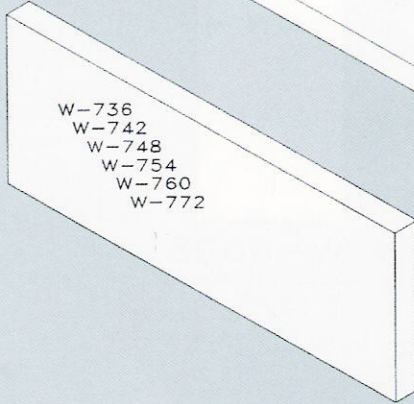
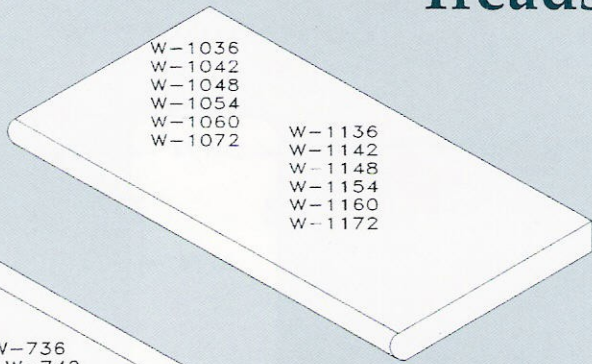


Wall Rails

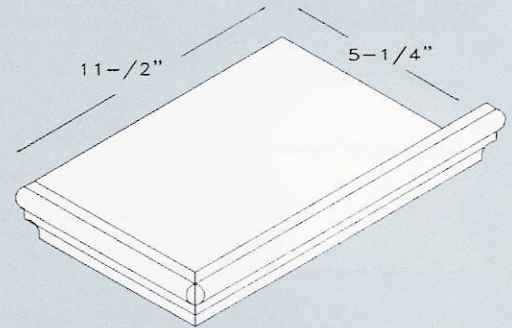
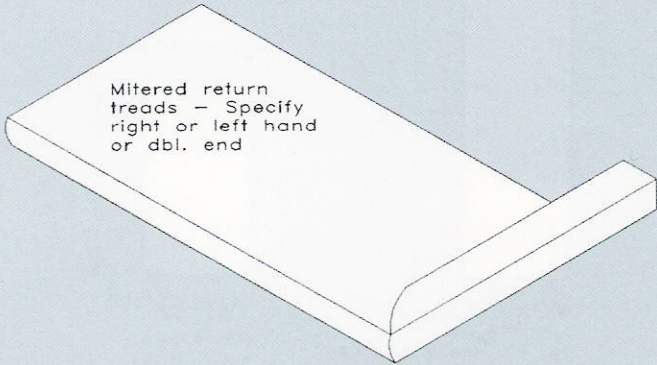
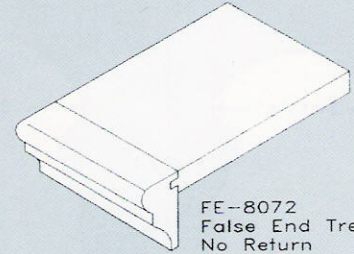

**No Fittings Available.



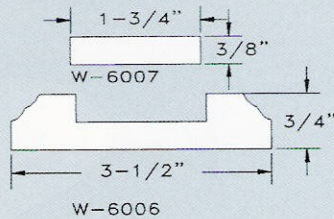
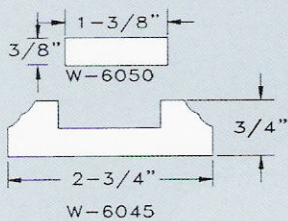
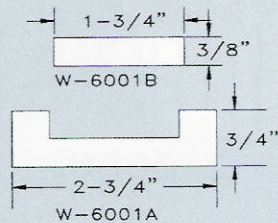
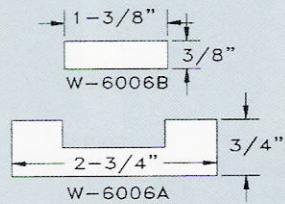
Treads & Risers




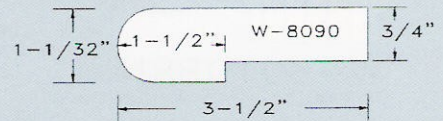
Riser
3/4"x7-1/2"
Standard
Lengths



Shoe Rails



Landing Tread

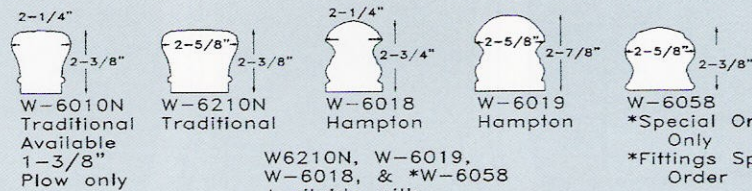


Traditional & Hampton Fittings

W-6010N, W-6210N, W-6018, W-6019, W-6058 Rails.
The matching fittings for any handrail will have an identical second digit.

For example: W-6010N Matches W-7030N.

Except W-6018 uses 1800 series,
w-6019 uses 1900 series and
W-6058 uses 5800 series.



W-6010N
Traditional
Available
1-3/8"
Plow only

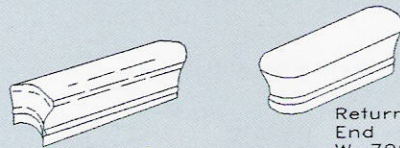
W-6210N
Traditional

W-6018
Hampton

W-6019
Hampton

W-6058
*Special
*Fittings Only
*Special Order

W6210N, W-6019,
W-6018, & *W-6058
Available with
1-3/8" or 1-3/4"
plow.




Coped End
*Available only
for
W-7008N, W7208N

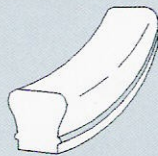
Returned
End
W-7009N, W7209N,
W-1809, W-1909,
*W-5800



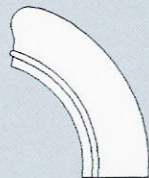
Starting Easing
W-7010N, W-7210N,
W-1810, W1910,
*W-5810



Level Quarterturn
W-7011N, W-7211N
W-1811, W-1911,
*W-5811

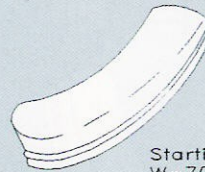


Up Easing
W-7012N, W-7212N,
W-1812, W-1912,
*W-5812

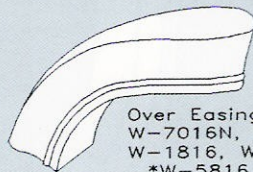


Over Easing
W-7013N,
W-7213N,
W-1813,
W-1913,
*W-5813

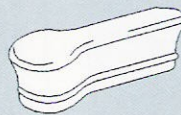
Up Easing 90°
W-7014N,
W-7214N,
W-1814,
W-1914,
*W-5814



Starting Easing
W-7015N,
W-7215N,
W-1815,
W-1915,
*W-5815



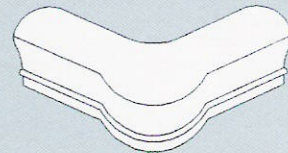
Over Easing
W-7016N, W-7216N
W-1816, W-1916,
*W-5816



Opening Cap
W-7019N
W-7219N
W-1819, W-1919,
*W-5819



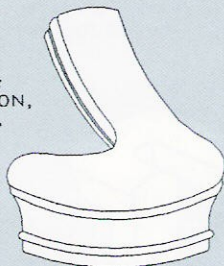
Tandem Cap
W-7020N, W-7220N,
W-1820, W-1920,
*W-5820



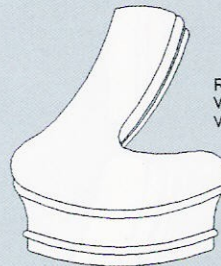
Quarterturn Cap
W-7021N, W7221N,
W-1821, W-1921,
*W-5821

Volutes & Turnouts

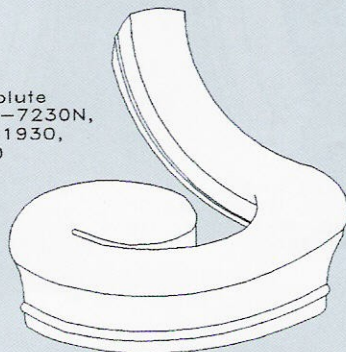
Left Hand Turnout
W-7040N, W-7240N,
W-1840, W-1940,
*W-5840



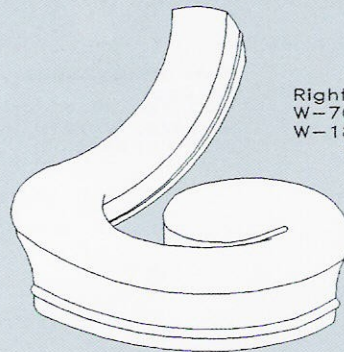
Right Hand Turnout
W-7045N, W-7245N,
W-1845, W-1945,
*W-5845



Left Hand Volute
W-7030N, W-7230N,
W-1830, W-1930,
*W-5830



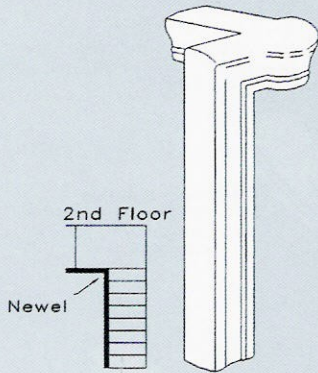
Right Hand Volute
W-7035N, W7235N,
W-1835, W-1935,
*W-5835



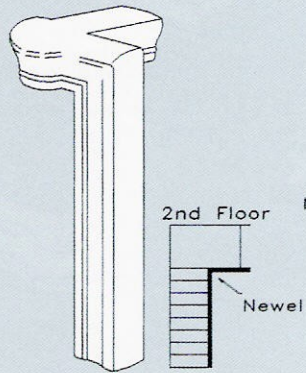
Gooseneck Fittings

Used With A Newel

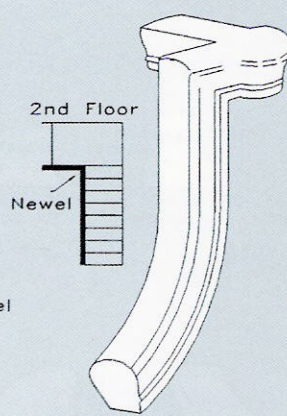
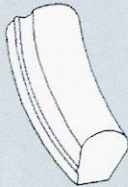
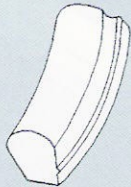
Used With A Newel



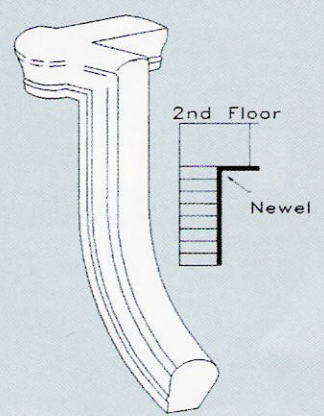
Left Hand 2-Riser
With Cap
W-7081N,
W-7281N,
W-1881,
W-1981,
*W-5881



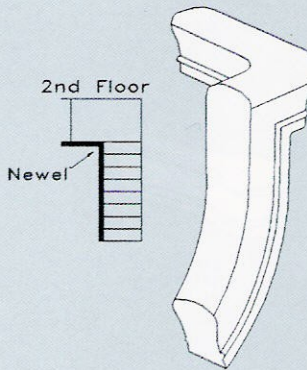
Right Hand 2-Riser
With Cap
W-7086N,
W-7286N,
W-1886,
W-1986,
*W-5886



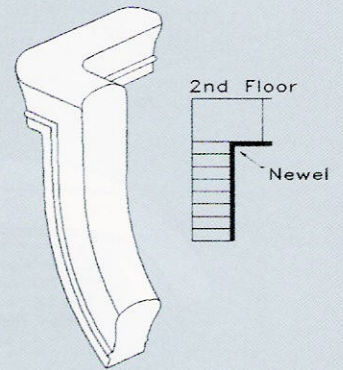
Left Hand 1-Riser
With Cap
W-7080N, W-7280N,
W-1880, W-1980,
*W-5880



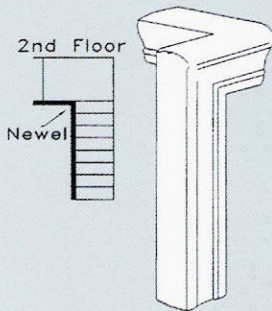
Right Hand 1-Riser
With Cap
W-7085N, W-7285N,
W-1885, W-1985,
*W-5885



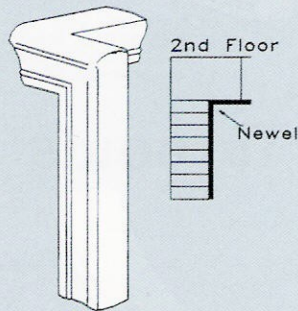
Left Hand 1-Riser
No Cap
W-7070N, W-7270N,
W-1870, W-1970,
*W-5870



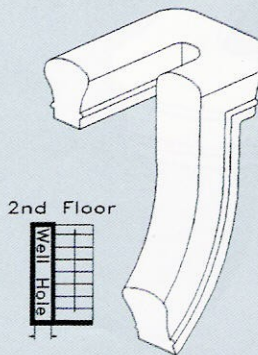
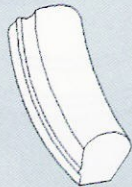
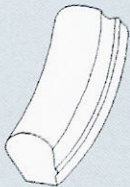
Right Hand 1-Riser
No Cap
W-7075N, W-7275N,
W-1875, W-1975,
*W-5875



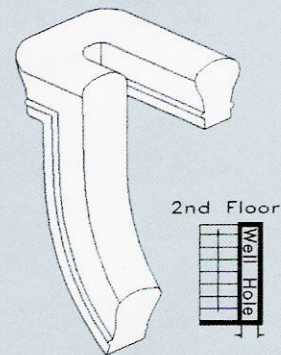
Left Hand 2-Riser
No Cap
W-7071N, W-7271N,
W-1871, W-1971,
*W-5871



Right Hand 2-Riser
No Cap
W-7076N, W-7276N,
W-1876, W-1976,
*W-5876

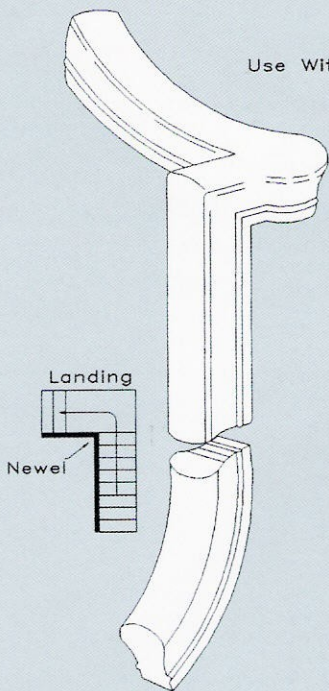


Left Hand 1-Riser
W-7090N, W-7290N,
W-1890, W-1990,
*W-5890



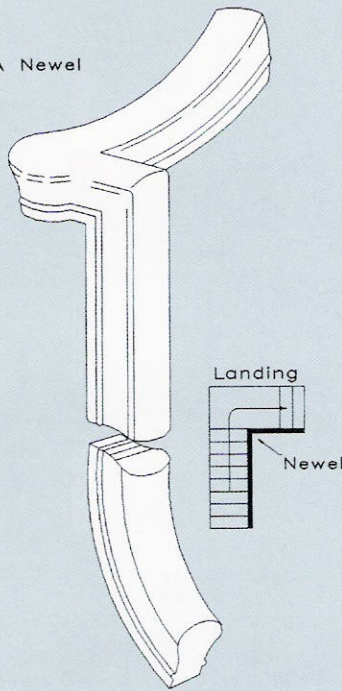
Right Hand 1-Riser
W-7095N, W-7295N,
W-1895, W-1995,
*W-5895

Gooseneck Fittings



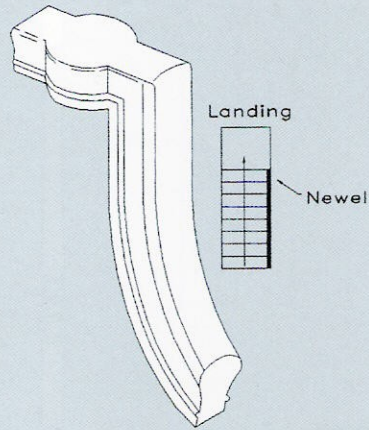
Left Hand 2-Riser
With Cap
W-7060N,
W-7260N,
W-1860,
W-1960,
*W-5860

Use With A Newel



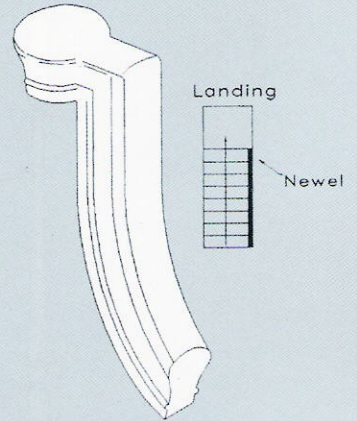
Right Hand 2-Riser
With Cap
W-7065N,
W-7265N,
W-1865,
W-1965,
*W-5865

Use With A Newel



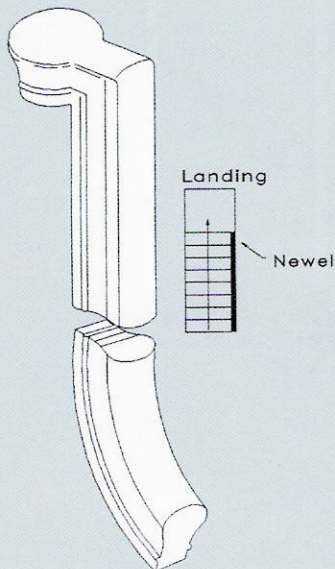
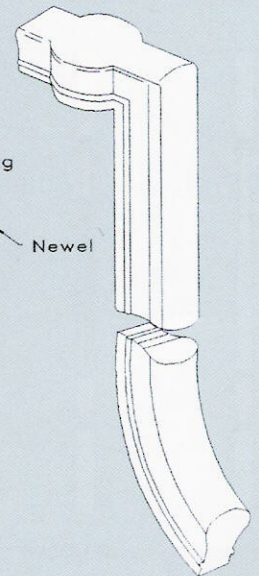
Straight 1-Riser
With Tandem Cap
W-7088N,
W-7288N,
W-1888,
W-1988,
*W-5888

Use With A Newel

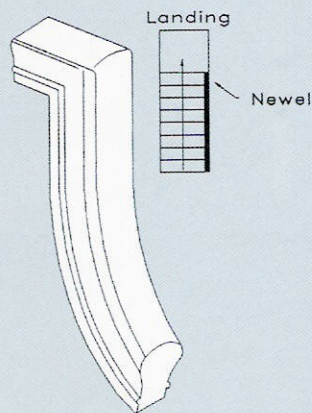


Straight 1-Riser
With Cap
W-7096N,
W-7296N,
W-1896,
W-1996,
*W-5896

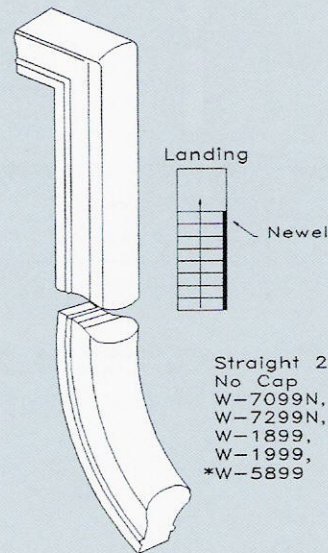
Straight 2-Riser
With Tandem Cap
W-7089N,
W-7289N,
W-1889,
W-1989,
*W-5889



Straight 2-Riser
With Cap
W-7097N,
W-7297N,
W-1897,
W-1997,
*W-5897

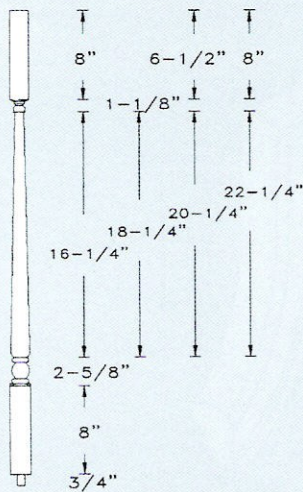


Straight 1-Riser
No Cap
W-7098N,
W-7298N,
W-1898,
W-1998,
*W-5898

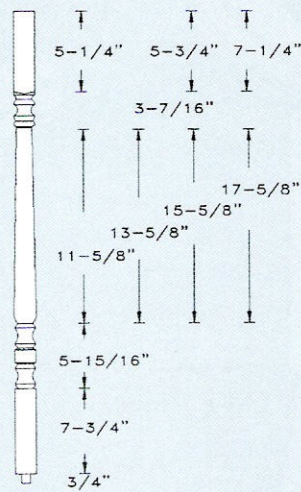


Straight 2-Riser
No Cap
W-7099N,
W-7299N,
W-1899,
W-1999,
*W-5899

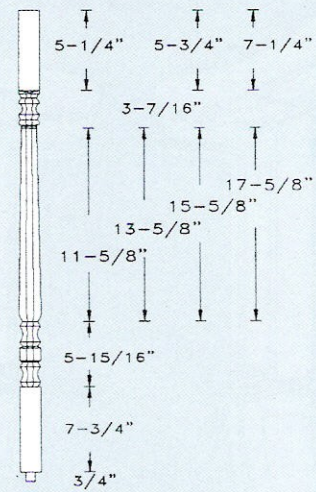
Square Top Balusters



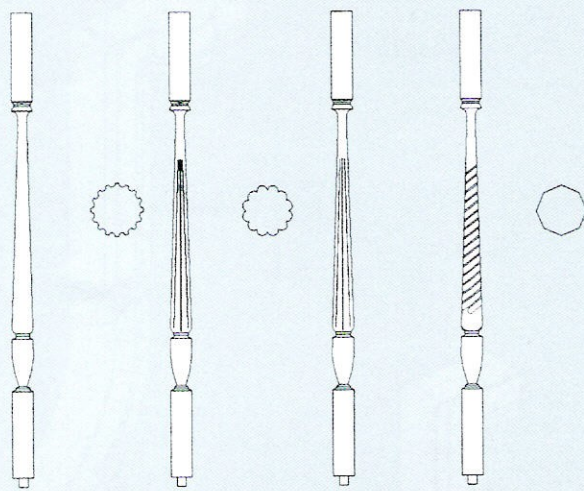
W-5141 1-3/8" Series
 W-5241 1-3/4" Series
 x 34-3/4"
 x 36-3/4"
 x 39-1/4"
 x 42-3/4"



W-5104 1-3/8" Series
 W-5105 1-3/4" Series
 x 34-3/4"
 x 36-3/4"
 x 39-1/4"
 x 42-3/4"



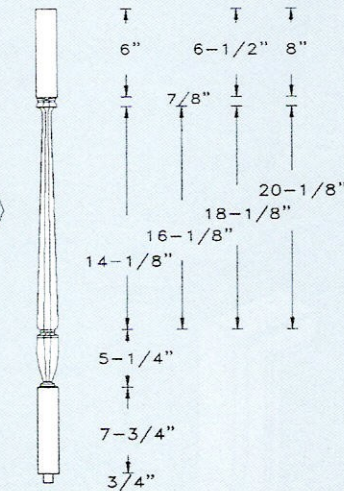
WO-5105
 1-3/4" x 34-3/4"
 1-3/4" x 36-3/4"
 1-3/4" x 39-1/4"
 1-3/4" x 42-3/4"



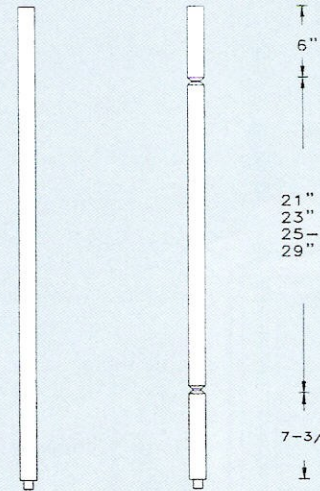
W-2005 WF-2005 WR-2005 WT-2005

*W-2005 also made in 1-3/8". Special Order only.

- 1-3/4" x 34-3/4"
- 1-3/4" x 36-3/4"
- 1-3/4" x 39-1/4"
- 1-3/4" x 42-3/4"



WO-2005



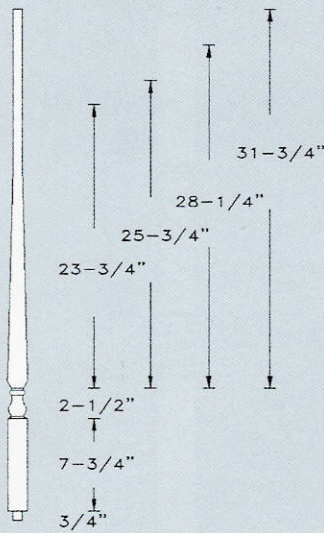
W-5060 1-3/8" Series
 W-5360 1-3/4" Series
 W-5065

- x 34-3/4"
- x 36-3/4"
- x 39-1/4"
- x 42-3/4"

- 1-3/8" x 34-3/4"
- 1-3/8" x 36-3/4"
- 1-3/8" x 39-1/4"
- 1-3/8" x 42-3/4"

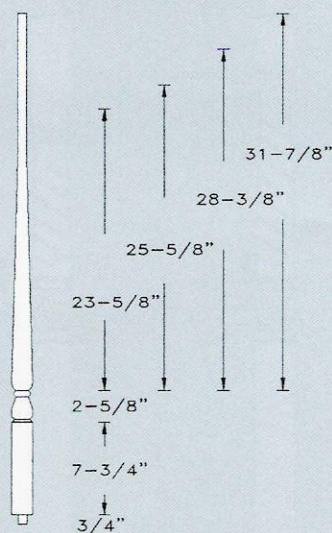
**Any Stock Length Square Top or Pin Top 1-3/4" Baluster Can Be Turned in Octagon Design.

Pin Top Balusters



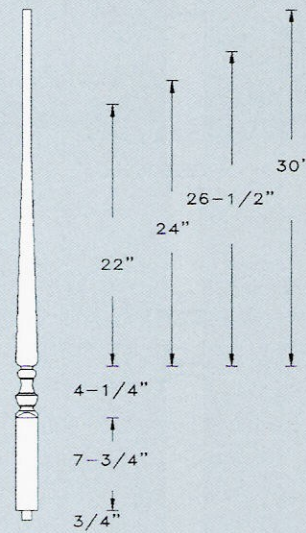
W-5015

- 1-3/8" x 34-3/4"
- 1-3/8" x 36-3/4"
- 1-3/8" x 39-1/4"
- 1-3/8" x 42-3/4"



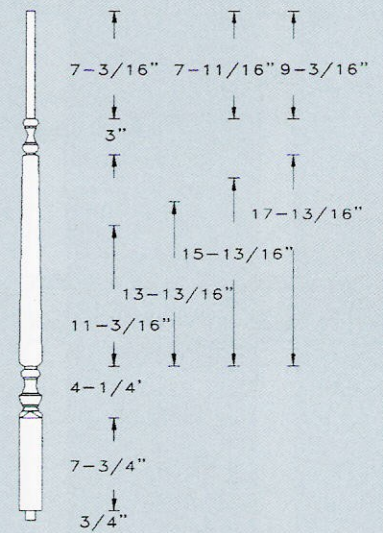
W-5315

- 1-3/4" x 34-3/4"
- 1-3/4" x 36-3/4"
- 1-3/4" x 39-1/4"
- 1-3/4" x 42-3/4"



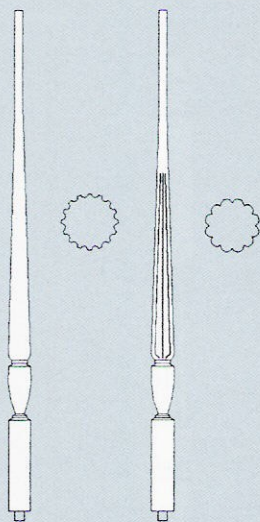
W-5320

- 1-3/4" x 34-3/4"
- 1-3/4" x 36-3/4"
- 1-3/4" x 39-1/4"
- 1-3/4" x 42-3/4"



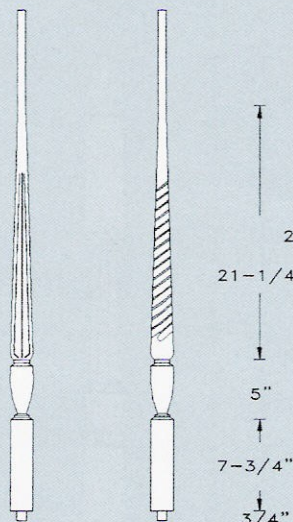
W-5325

- 1-3/4" x 34-3/4"
- 1-3/4" x 36-3/4"
- 1-3/4" x 39-1/4"
- 1-3/4" x 42-3/4"



W-2015

WF-2015

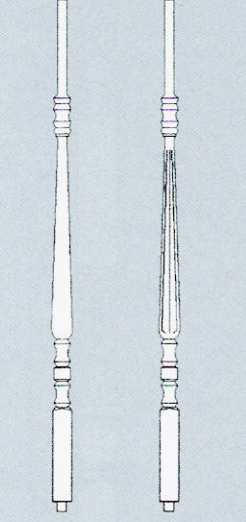
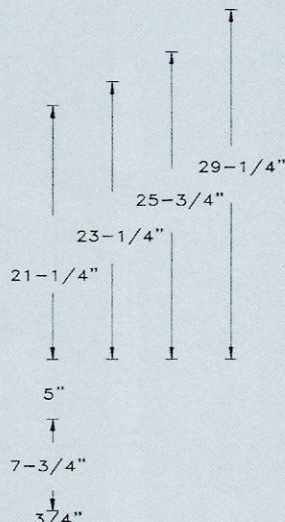


WR-2015

WT-2015

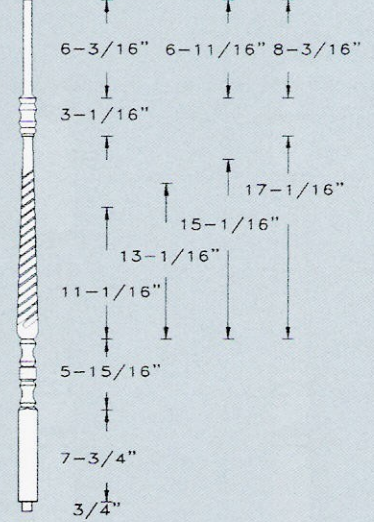
*W-2015 also made in 1-3/8". Special Order only.

- 1-3/4" x 34-3/4"
- 1-3/4" x 36-3/4"
- 1-3/4" x 39-1/4"
- 1-3/4" x 42-3/4"



W-5200
W-5300

WF-5200
WF-5300



WT-5200
WT-5300

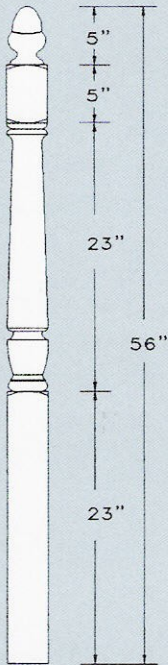
1-3/8" Series
1-3/4" Series

- x 34-3/4"
- x 36-3/4"
- x 39-1/4"
- x 42-3/4"

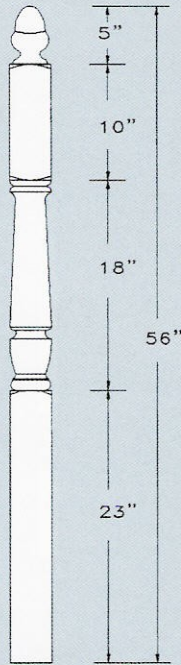
(Fluted or Twisted Non-Stock)
Reeded Not Available

**Any Stock Length Square Top or Pin Top 1-3/4" Baluster Can Be Turned in Octagon Design.

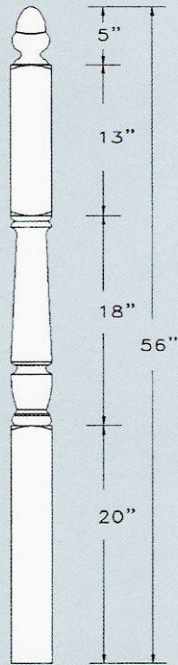
Newels



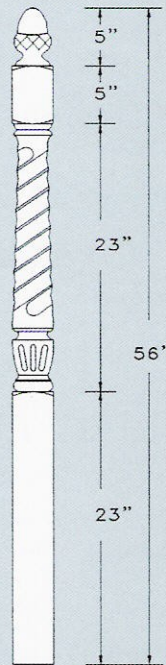
W-3042
WO-3042
3-1/2" x 56"
Starting Newel



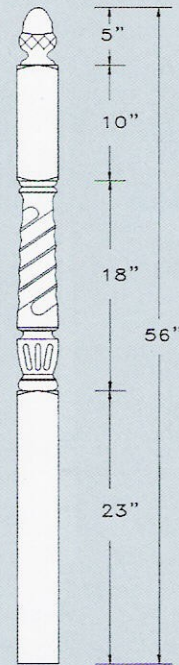
W-3045
WO-3045
3-1/2" x 56"
2nd Floor
Landing Newel



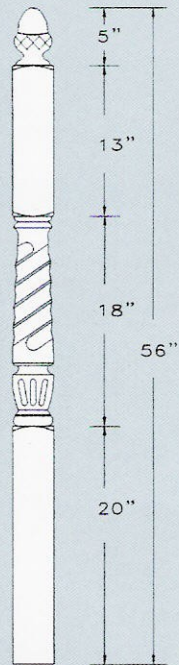
W-3046
WO-3046
3-1/2" x 56"
Intermediate
Landing Newel



WT-3042
3-1/2" x 56"
Starting Newel

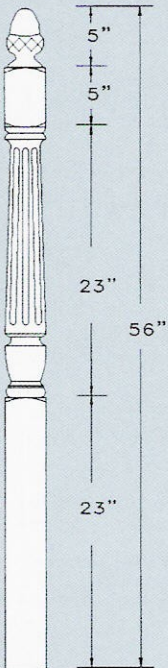


WT-3045
3-1/2" x 56"
2nd Floor
Landing Newel

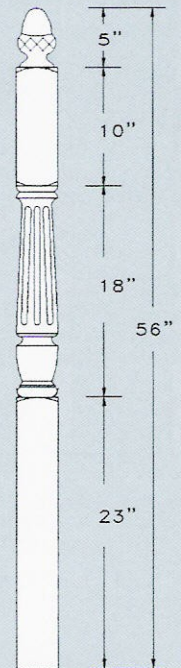


WT-3046
3-1/2" x 56"
Intermediate
Landing Newel

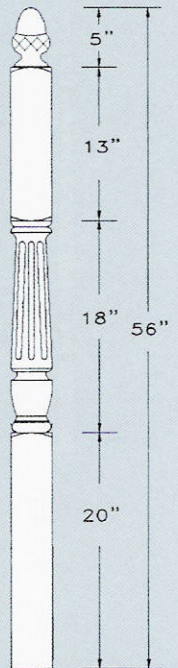
*WO-Series
(Octagon Style) to be
used with WO-2005
balusters.



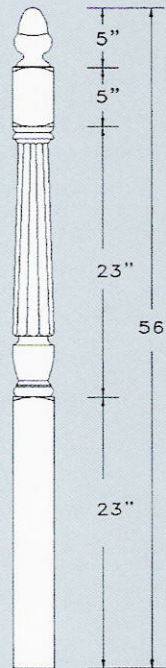
WF-3042
3-1/2" x 56"
Starting Newel



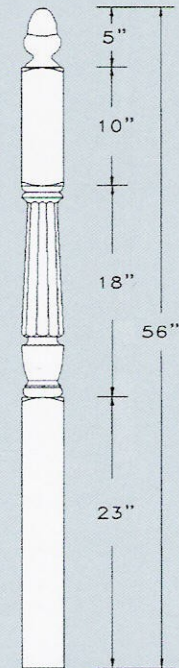
WF-3045
3-1/2" x 56"
2nd Floor
Landing Newel



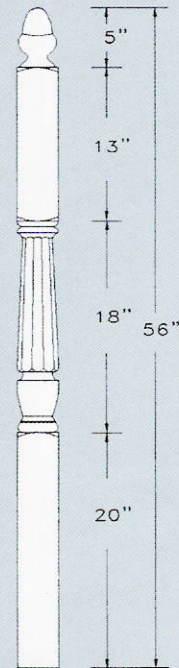
WF-3046
3-1/2" x 56"
Intermediate
Landing Newel



WR-3042
3-1/2" x 56"
Starting Newel

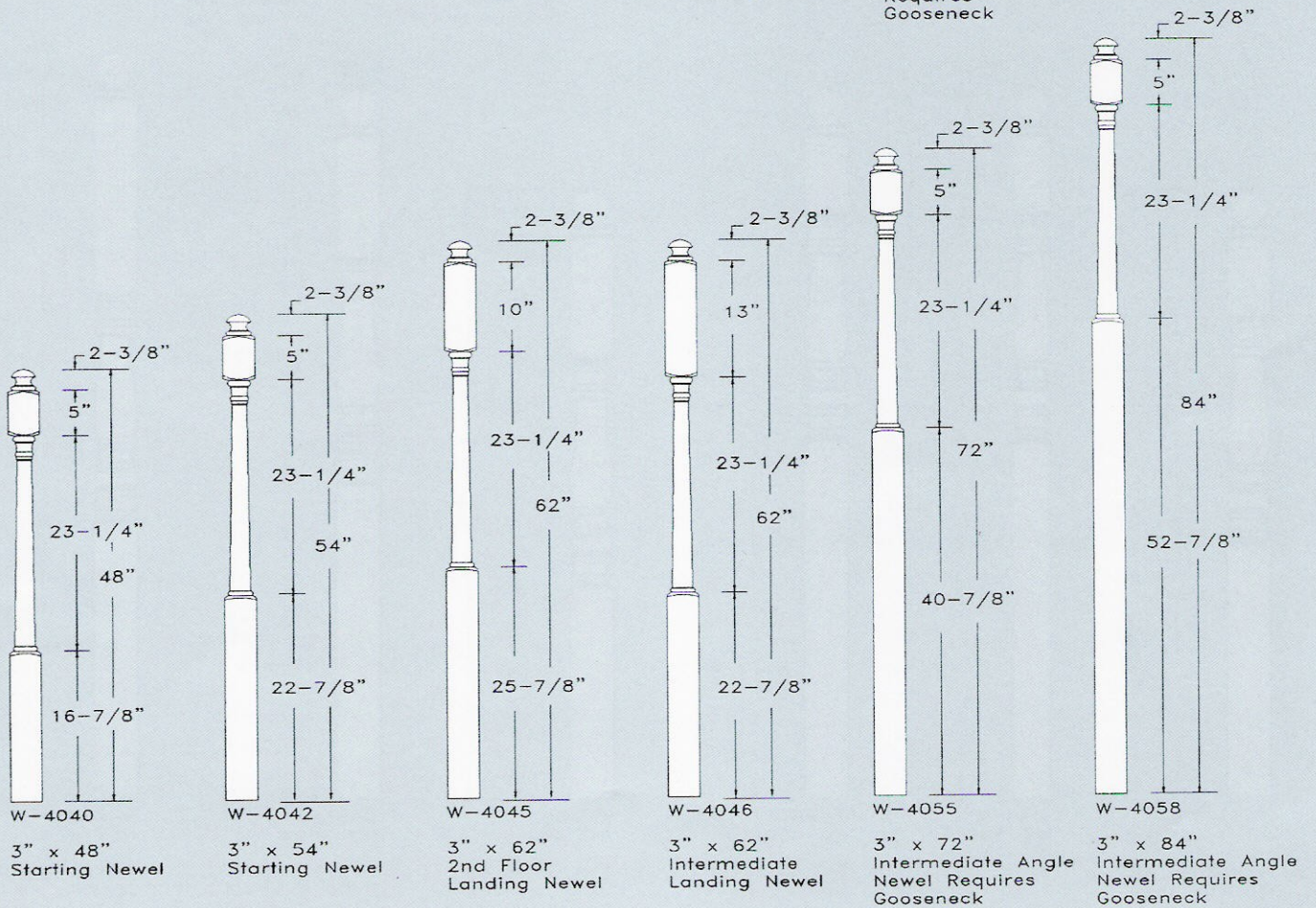
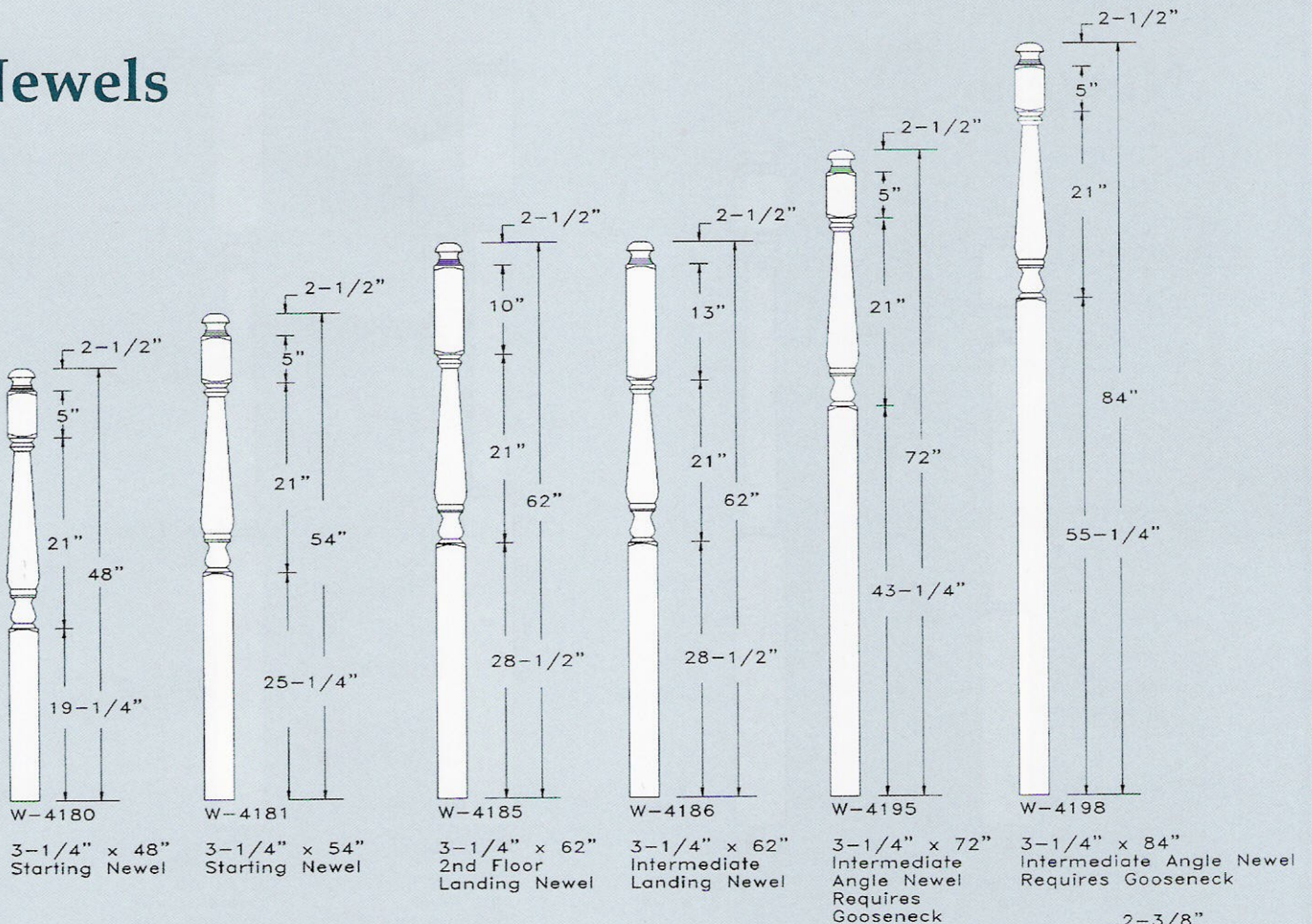


WR-3045
3-1/2" x 56"
2nd Floor
Landing Newel

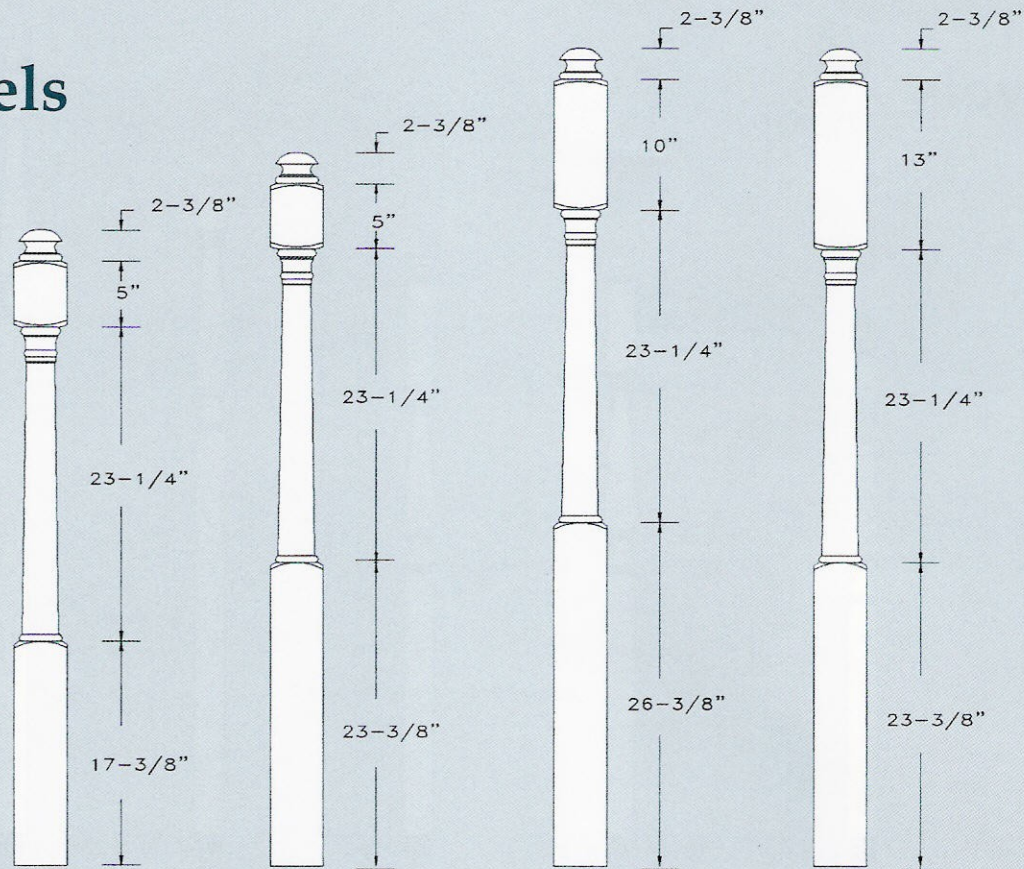


WR-3046
3-1/2" x 56"
Intermediate
Landing Newel

Newels



Newels

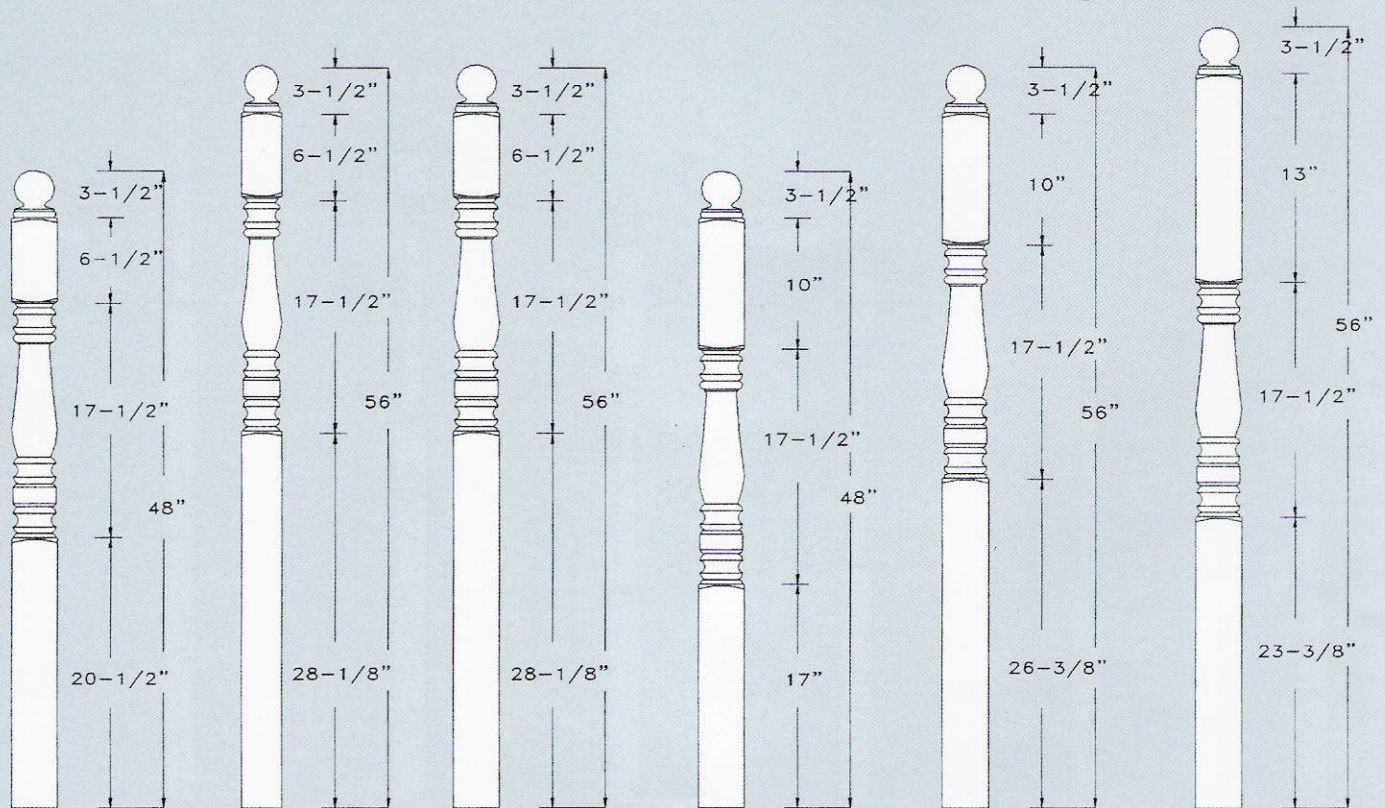


W-4240
4" x 48"
Starting Newel

W-4242
4" x 54"
Starting Newel

W-4245
4" x 62"
2nd Floor
Landing Newel

W-4246
4" x 62"
Intermediate
Landing Newel



W-4500
WO-4500
3-1/2" x 48"
Starting Newel

W-3501
WF-3501*
WT-3501*
3" x 56"
Landing Newel

W-4501
WO-4501
3-1/2" x 56"
Landing Newel

W-4503
WO-4503
3-1/2" x 48"
Landing Newel

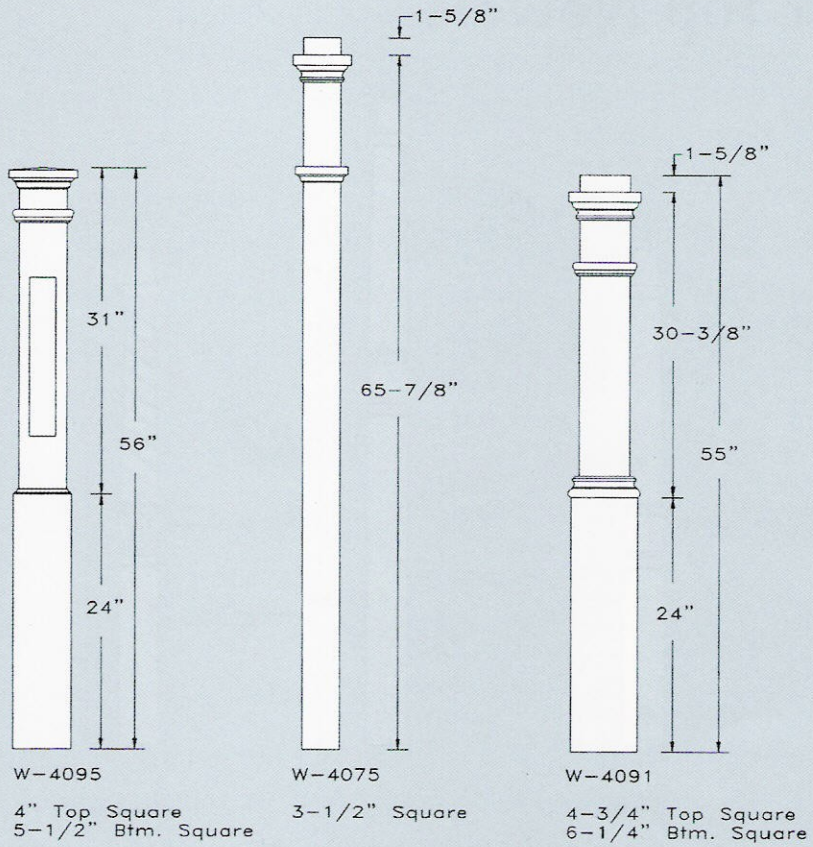
W-4504
WO-4504
3-1/2" x 56"
Landing Newel

W-4505
WO-4505
3-1/2" x 56"
Landing Newel

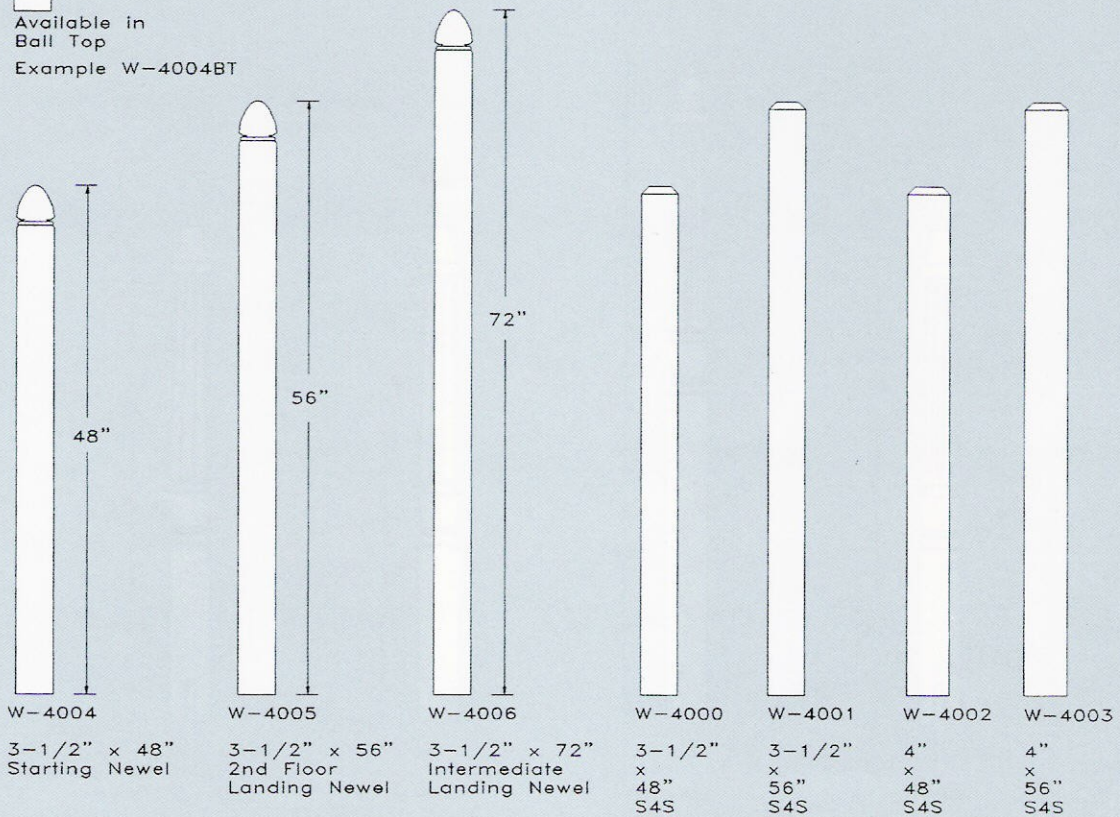
*Non Stock-No Reeds

**All Above Newels Can Be Made in 3" x 3" Square (3500 Series).

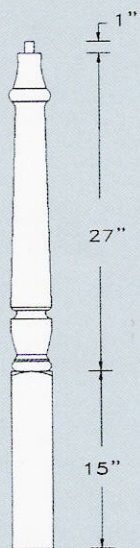
Newels



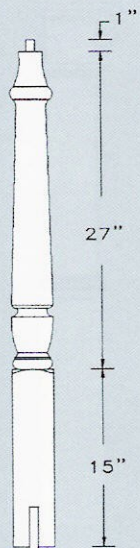
Available in
 Ball Top
 Example W-4004BT



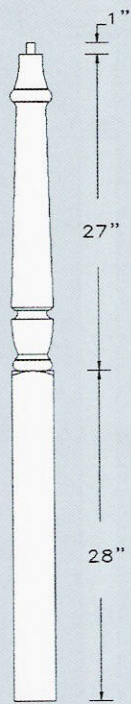
Pin Top Newels



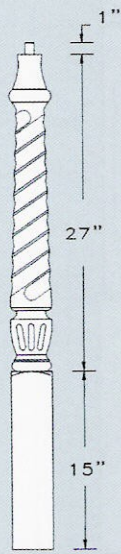
W-3010
3-1/2" x 43"
Starting Newel



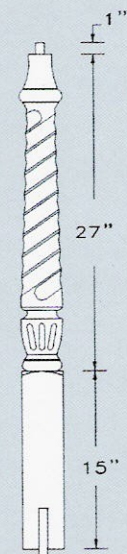
W-3011A
3-1/2" x 43"
Volute or
Turnout Newel
With 16" Dowel



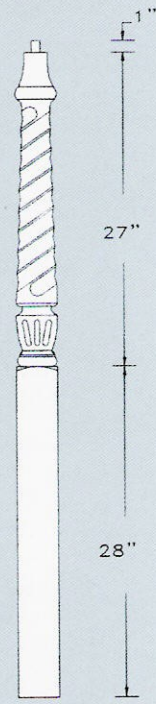
W-3015
3-1/2" x 56"
Gooseneck
Landing Newel



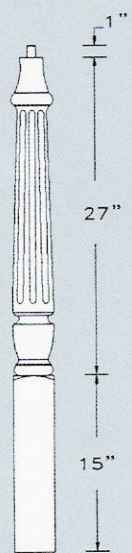
WT-3010
3-1/2" x 43"
Starting Newel



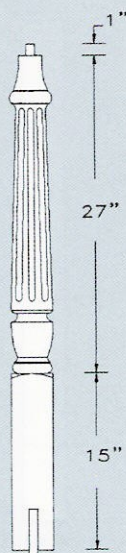
WT-3011A
3-1/2" x 43"
Volute or
Turnout Newel
With 16" Dowel



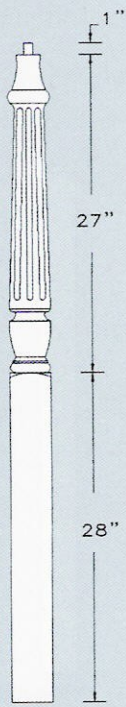
WT-3015
3-1/2" x 56"
Gooseneck
Landing Newel



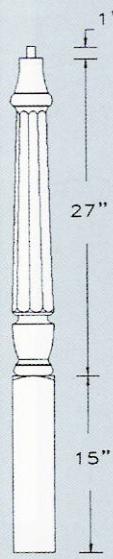
WF-3010
3-1/2" x 43"
Starting Newel



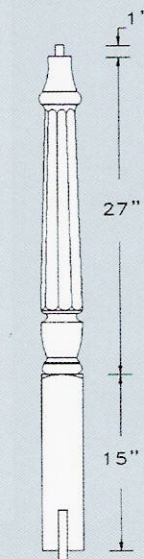
WF-3011A
3-1/2" x 43"
Volute or
Turnout Newel
With 16" Dowel



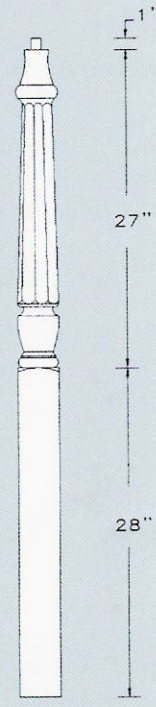
WF-3015
3-1/2" x 56"
Gooseneck
Landing Newel



WR-3010
3-1/2" x 43"
Starting Newel

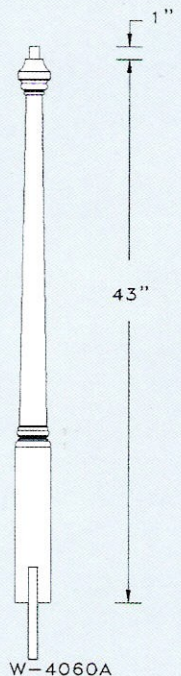


WR-3011A
3-1/2" x 43"
Volute or
Turnout Newel
With 16" Dowel

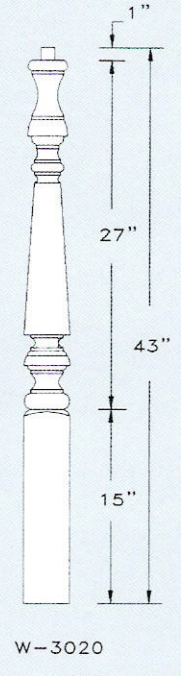


WR-3015
3-1/2" x 56"
Gooseneck
Landing Newel

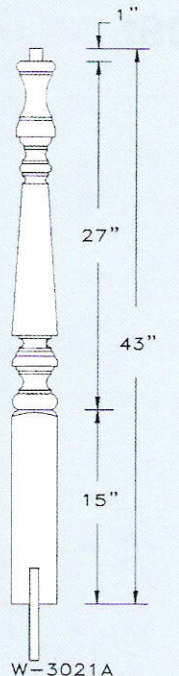
Pin Top Newels



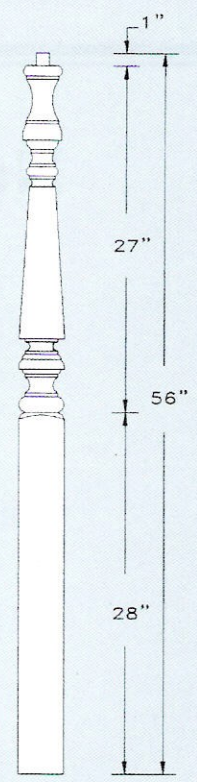
W-4060A
2-3/4" x 43"
Volute or
Turnout Newel
With 16" Dowel



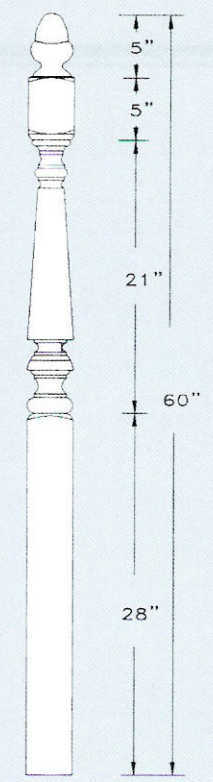
W-3020
3-1/2" x 43"
Starting Newel



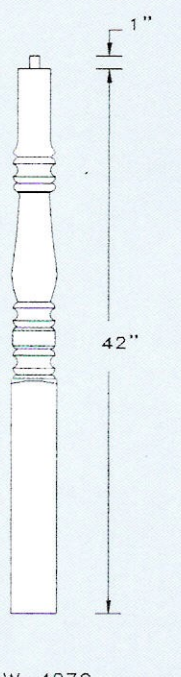
W-3021A
3-1/2" x 43"
Volute or
Turnout Newel
With 16" Dowel



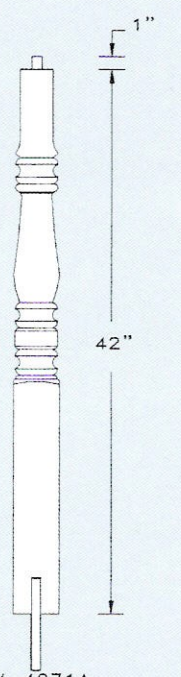
W-3022
3-1/2" x 56"
Gooseneck Landing
Newel



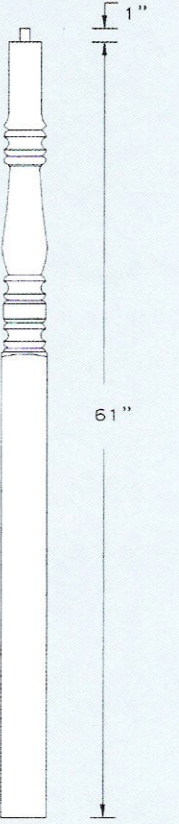
W-3022 (With Acorn Top)
3-1/2" x 56"
Gooseneck Landing
Newel (Non-Stock)



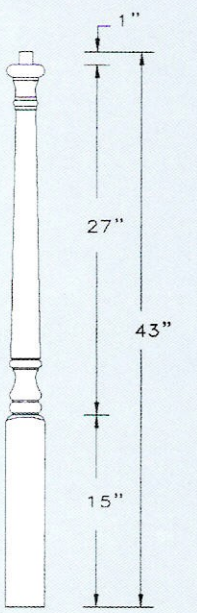
W-4270
3-1/4" x 43"
Starting Newel



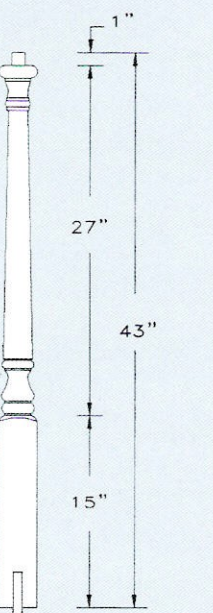
W-4271A
3-1/4" x 43"
Volute or
Turnout Newel
With 16" Dowel



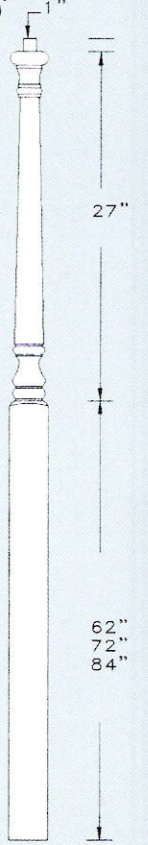
W-4275
3-1/4" x 62"
Gooseneck
Landing Newel



W-4010
3" x 43"
Starting Newel



W-4011A
3" x 43"
Volute or
Turnout Newel
With 16" Dowel



W-4015 3" x 62"
W-4017 3" x 72"
W-4018 3" x 84"
Landing Newel

**Available in #3200 Series
W-3270 3" x 3" Starting Newel
W-3271A 3" x 3" Adjustable Newel
W-3275 3" x 3" Gooseneck Landing Newel

Notes:



1751 Old Columbia Road
Campbellsville, KY 42718

(270) 789-3129

Fax: (270) 465-7977

Toll Free: 1-800-733-1751

Area Warehouses

Asheville, NC - (828) 651-8775

Charlotte, NC - (800) 733-1751

Lexington, KY - (606) 226-9789

Louisville, KY - (502) 244-7896

Henderson, KY - (270) 826-9709

Bowling Green, KY - (270) 842-8161

Nashville, TN - (615) 771-1222

Johnson City, TN - (423) 854-9665

Knoxville, TN - (865) 671-4445

Atlanta, GA - (770) 795-8494

Fayetteville, GA - (770) 716-7596

Huntsville, AL - (256) 858-6596

Birmingham, AL - (800) 733-1751

Indianapolis, IN - (317) 896-2227

Fort Wayne, IN - (260) 482-3228

Cincinnati OH - (800) 733-1751

Columbus, OH - (614) 861-9557

Dayton, OH - (937) 264-2697

Distributors

Paducah, KY - (270) 898-4973

Valparaiso, IN - (219) 477-4534


Belleville, IL - (618) 277-7080

Greensboro, NC - (800) 267-8746

Chattanooga, TN - (800) 349-7131

Interior Trim

Mantels



Doors



Cox Interior, in addition to the highest quality stair parts, manufactures a wide variety of hand-crafted mantels and doors. Our custom mill shop also handles a wide variety of custom-made trim with approximately two million linear feet of moulding in stock. Cox Interior offers arched casings, fluted jambs, solid-jambs, pre-hung doors, raised panel wall units, and other items necessary to complete your project on time with elegance and efficiency.



1751 Old Columbia Road
Campbellsville, KY 42718
(270) 789-3129
Fax: (270) 465-7977
Toll Free: 1-800-733-1751

Serving Kentucky, Tennessee, Missouri, Indiana, Ohio, Georgia, North Carolina, Alabama and Illinois

©2006 Cox Interior, Inc.